


# INSTALLATION INSTRUCTIONS



## Clean+Clear Water Purification System Filter Replacement Instructions




**1** Turn off the water supply to the Clean+Clear filtration system. Then turn on the cold water faucet downstream of the Clean+Clear filter, this will relieve the in-line pressure.



**2** Rotate the blue handle on the manifold all the way to the right, releasing the grab arm bar and putting the internal shut off valve in the closed or off position.




**3** While holding the Clean+Clear filter, slide the grab arm bar all the way to the right, this will release the filter element, allowing for easy removal.



**4** To remove from the manifold, gently pull down on the filter element. Be sure to remove both o-rings.



**5** Install o-rings on new replacement filter element. Apply a thin coating of silicone grease (included) to each o-ring, then position on the filter housing as shown.




**6** Gently slide the filter element all the way up and into the manifold. It can only go on one way.

# Clean+Clear Water Purification System Filter Replacement Instructions




7

While holding the filter element in place, slide the manifold grab arm bar all the way to the left. Be sure that the arm has fully grasped the filter element lip.



8

Rotate the blue manifold handle all the way to the left. This pulls the filter element into the manifold and locks it in place for a secure seal and returns the internal shut off valve back to the open or on position.



8

Slowly turn on the cold water supply valve and check for leaks. Expect some gray water at initial start-up. This is normal and will clear up quickly.




Enjoy Clean+Clear,  
safe, healthy, great-tasting  
water for another whole year.

Replacement parts can be ordered  
through your local Clean+Clear dealer.  
Locate your nearest dealer on our web  
site at [www.gocleanandclear.com](http://www.gocleanandclear.com).



**Clean+Clear Corporation**  
4707 Highway 61, Suite 184  
White Bear Lake, MN 55110  
Phone (952) 449-3946  
[www.gocleanandclear.com](http://www.gocleanandclear.com)



**Go Green. Go Clean+Clear!**  
No electricity. No wasted water.  
And no wasted packaging.

